



<b>Title:</b>	<b>Instructions for Use (IFU) – Sterile Single-Use Dental Diamond Burs (NeoDiamond®)</b>		
<b>Doc #:</b>	<b>MCD-IFU-003</b>	<b>Rev:</b> 4	<b>Effective Date:</b> 17Feb2020
<b>Originator:</b>	Emily Brayman	<b>Owner:</b> Quality	<b>DCN#:</b> DCN-20-034

**CAUTION:**

Rx Only. These instructions, in whole or in part, are not a substitute for formal training in diamond dental burs. Appropriate professional education is **STRONGLY RECOMMENDED** prior to using this device clinically.

**DESCRIPTION:**

Microcopy NeoDiamond burs are manufactured from a single piece of high-quality stainless steel plated at the operational end with a natural diamond grit. The diamond burs are further plated with a unique protective coating formula. The range includes patterns designed to meet the needs of all surgery and laboratory applications. The burs are packed in a plastic pouch in a dedicated cleanroom facility and terminally sterilized using Gamma Irradiation. These burs are identified as sterile

single-use devices and NOT be re-processed and/or re-used.  

**INDICATIONS**

Microcopy NeoDiamond diamond burs can be used to cut a wide variety of materials encountered in dentistry. These include tooth material such as enamel, dentin and bone, dental materials such as amalgam, composite, glass-ionomer cements, polymer and ceramics and precious and non-precious alloys.

**CONTRAINDICATIONS TO USE**

Use of Microcopy NeoDiamond is contraindicated on any patient who is allergic to any of the components of the product. Do not reuse. Microcopy NeoDiamond are single-use. Attempts to reuse these products will adversely affect their performance.

**CLINICAL PRECAUTIONS AND WARNINGS:**

- a) Carefully read package labels to ensure use of the appropriate device. Failure to do so may cause procedural delays or patient or user injury.
- b) Failure to follow these instructions may cause the following: preparation site damage, injury to the patient or user, or possible aspiration or swallowing of the diamond burs.
- c) Prior to use, carefully inspect the pouch for signs of damage and/or deterioration and check that the expiry date has not expired. Refrain from opening the pouch until you are ready to use the bur.
- d) Prior to use inspect the bur for broken and/or damaged flutes, discard any potentially defective burs. Do not use worn-out or dull devices.
- e) Discard any damaged diamond burs immediately.
- f) Microcopy diamond burs are for SINGLE-PATIENT-USE ONLY. NeoDiamonds are pre-sterilized for single-use and should not be reprocessed or reused.
- g) Do not use chemical or dry heat to sterilize devices, as these processes have not been validated for use
- h) Protect patient’s eyes and vulnerable tissues when using these diamond burs.
- i) Clinicians should wear eye protection and facemask when using diamond burs.
- j) Surgical masks shall be worn to avoid inhalation of aerosol and/or dust generated during the procedure.
- k) Follow the hand piece manufacturer’s instructions for use and maintenance and service all hand pieces appropriately.
- l) Ensure the bur is fully seated and gripped in the handpiece collet.
- m) Before use, run the handpiece to check for any abnormalities including overheating.
- n) Ensure handpieces are maintained in good working order and remain correctly lubricated at all times.
- o) Move the bur continuously when in use so as to avoid localized heating.
- p) Do not apply excessive pressure on the bur as this could cause undesirable heat and/or may cause the bur to failure.
- q) Move the bur continuously when in use to avoid localized heating and/or damage to the bur. Undesirable heat generation can cause patient discomfort, tooth or tissue necrosis, or patient burns.
- r) Avoid removing the bur at too sharp an angle to avoid leverage and breakage which could cause patient or user injury.

<b>Title:</b>	<b>Instructions for Use (IFU) – Sterile Single-Use Dental Diamond Burs (NeoDiamond®)</b>		
<b>Doc #:</b>	<b>MCD-IFU-003</b>	<b>Rev:</b> 4	<b>Effective Date:</b> 17Feb2020
<b>Originator:</b>	Emily Brayman	<b>Owner:</b> Quality	<b>DCN#:</b> DCN-20-034

- s) Maintain handpieces in good working condition to ensure maximum effectiveness of the device. Failure to properly maintain handpieces may lead to procedural delays or injury of the patient or user, aspiration or swallowing of the device or damage to the preparation site due to vibration of a worn chuck or turbine.
- t) Ensure the bur is fully seated and securely gripped in the handpiece collet prior to use. Failure to do so may cause the device to “walk out” of the handpiece and may lead to injury of the patient or user or aspiration or swallowing of the device.
- u) Never force a bur into a handpiece as this could cause damage to the handpiece collet which could result in procedural delays.
- v) When using short burs (up to 20mm in length) make certain the head/diamonds do not come in contact with the chucking mechanism.
- w) Short burs are recommended to be used with a mini handpiece.
- x) Always refer to the product packaging for the Maximum RPM. Never exceed the maximum speeds as shown in the table as this may generate undesirable heat.
- y) Do not exceed the maximum speeds tabulated below:

Instrument head diameter 01/10 (mm) - ISO	Maximum permissible speed (RPM)	Recommended operational speed (RPM)
007 - 010	450,000	100,000 - 220,000
011 - 014	450,000	70,000 - 220,000
015 - 018	450,000	55,000 - 160,000
019 - 023	300,000	40,000 - 120,000
024 - 027	160,000	35,000 - 110,000
028 - 031	140,000	30,000 - 95,000
032 - 040	120,000	25,000 - 75,000
041 - 054	95,000	15,000 - 60,000
055 - 070	60,000	12,000 - 40,000
080 - 100	45,000	10,000 - 20,000

**CLINICAL USE:**


Microcopy NeoDiamond burs can be used to cut a wide variety of materials encountered in dentistry. These include tooth material such as enamel and dentin, dental materials such as composite, glass-ionomer cements, polymer and ceramic and precious and non-precious alloys. Our range of diamond burs provide maximum cutting efficiency and effortless access through tough diamond for both endodontic treatment and crown removal.

Holding the bur in the pouch by the operative end, push the stem end through the plastic far enough to insert into the handpiece collet. Immediately insert the stem into the handpiece collet and tighten before releasing the grip on the operative end and discarding the empty pouch.


**STORAGE (PRE-USE):**

Store in a dry and clean environment **at ambient temperature**. Protect instruments in general against chemicals, acids, heat and extreme temperature variations.


**STERILE PRODUCT SHELF LIFE:**

- On the provision that appropriate storage and handling practices are applied to all unopened pouches, product sterility will be maintained for five (5) years unless sterile package is opened or damaged. **Do not** use the product if the package is opened or damaged. 

<b>Title:</b>	<b>Instructions for Use (IFU) – Sterile Single-Use Dental Diamond Burs (NeoDiamond®)</b>		
<b>Doc #:</b>	<b>MCD-IFU-003</b>	<b>Rev:</b> 4	<b>Effective Date:</b> 17Feb2020
<b>Originator:</b>	Emily Brayman	<b>Owner:</b> Quality	<b>DCN#:</b> DCN-20-034













- The products are labeled with their expiry date. **Do not** use the products after their stated expiration date 

**TRACEABILITY:**

Each package includes **Lot number**  on its label.

This number must be quoted in any correspondence regarding the product.

**APPLICABLE SYMBOLS:**

	Manufacturer	Indicates the medical device manufacturer.		Do not re-use	Indicates a medical device that is intended for one use, or for use on a single patient during a single procedure.
	Do not use if package is damaged	Indicates a medical device that should not be used if the package has been damaged or opened.		Do not re-sterilize	Indicates a medical device that is not to be re-sterilized.
	Batch Code	Indicates the manufacturer's batch code so that the batch or lot can be identified.		Sterilized using irradiation	Indicates a medical device that has been sterilized using irradiation.
	Use-by date	Indicates the date after which the medical device is not to be used.		Consult instructions for use	Indicates the need for the user to consult the instructions for use.
	CE marking	Indicates European Conformity Mark.		Authorized European representative	Indicates the Authorized representative in the European Community.
	Keep Dry	Indicates a medical device that needs to be protected from moisture.		DEVICE for professional use only	(ref US FDA CDRH) Indicates device shall only be used by a trained professional.

**CONTACT INFORMATION:**



Microcopy Dental  
3120 Moon Station Rd. NW  
Kennesaw, GA 30144



0483



Obelis S.A  
Bd. Général Wahis 53  
1030 Brussels, Belgium  
Tel: + (32) 2. 732.59.54  
Fax: +(32) 2.732.60.03  
E-Mail: mail@obelis.net

<b>Title:</b>	<b>Instructions for Use (IFU) – Sterile Single-Use Dental Diamond Burs (NeoDiamond®)</b>		
<b>Doc #:</b>	<b>MCD-IFU-003</b>	<b>Rev:</b> 4	<b>Effective Date:</b> 17Feb2020
<b>Originator:</b>	Emily Brayman	<b>Owner:</b> Quality	<b>DCN#:</b> DCN-20-034

**REVISION HISTORY:**

Revision Control Log			
Rev. #	Effective Date	Change Description	DCN
N/A	21Dec2012	New	N/A
1	13Nov2018	Updated format, obsoleted 7B-SOP-04d. Expanded the RPM table to include a wider range of instrument head diameters per supplier.	DCN-18-038
2	31May2019	Updated symbols per regulatory requirements and short bur clinical precautions per supplier.	DCN-19-072
3	02Oct2019	Update RX symbol	DCN-19-142
4	17Feb2020	Updated EC Rep per CC-MC-19-015	DCN-20-034